

DEVELOPMENT MANAGEMENT SERVICE
APPLICATION & ENFORCEMENT PERFORMANCE STATISTICS Q1 & Q2 2021
DEVELOPMENT CONTROL COMMITTEE 12/10/21 FOR INFORMATION

Dear Councillor,

Please find below the development management application and enforcement statistics for the first and second quarter of 2021. Due to the timing of the October committee meeting, it has been necessary to cut short the statistics for Quarter 3 by a week and this is highlighted in the tables in red.

The statistics include information from the previous four years by way of comparison. They also include tables for the Covid 19 period to focus on the impact this has had on the service.

By way of context, the national targets for the determination of applications are 60% for major applications and 70% for all others. While the tables look at all applications as a whole, you will see that cumulative percentages far exceed the national targets.

I hope the information is self-explanatory, but if you have any queries, please do not hesitate to contact me, Griff Bunce, or John Chaplin.

Geraldine LeCointe, Head of Development Management

28/09/21

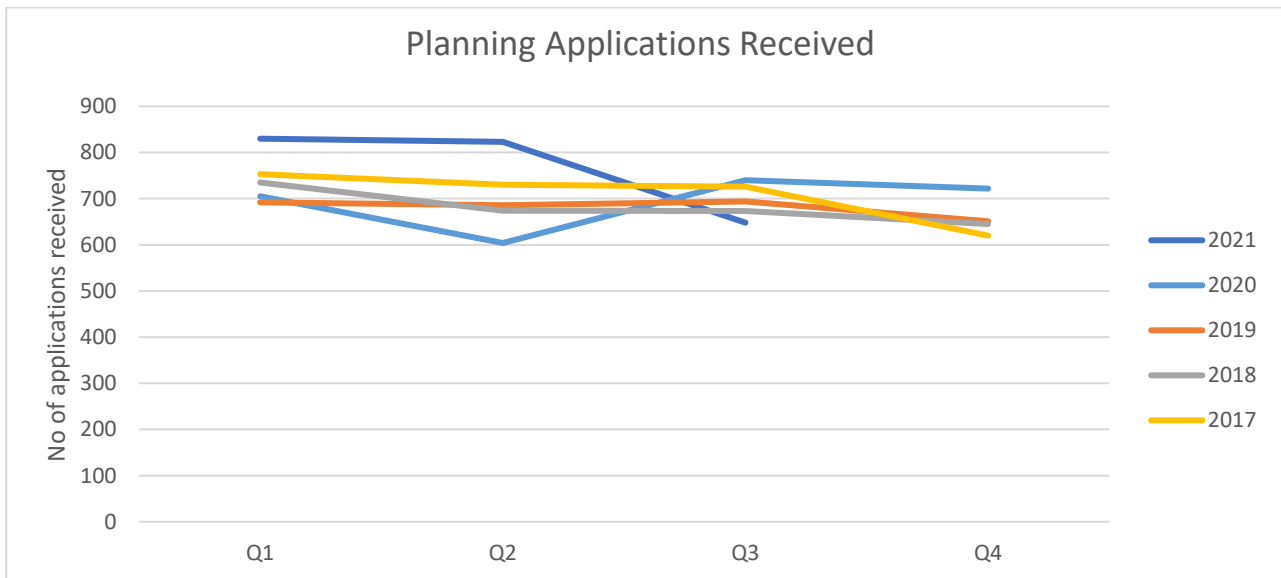
Geraldine LeCointe, Head of Development Mangement
Email: geraldine.lecointe@stroud.gov.uk

Development Management Applications

Table 1: Planning Applications – Received

Development Management	2021		2020		2019		2018		2017	
No of applications received per quarter (Excludes Pre-applications)	Q1	830	Q1	705	Q1	692	Q1	735	Q1	753
	Q2	823	Q2	604	Q2	686	Q2	674	Q2	730
	Q3	648*	Q3	740	Q3	694	Q3	673	Q3	726
	Q4		Q4	722	Q4	651	Q4	645	Q4	620
	Total	2301*	Total	2771	Total	2723	Total	2727	Total	2829

* Figure up to 24.09.2021

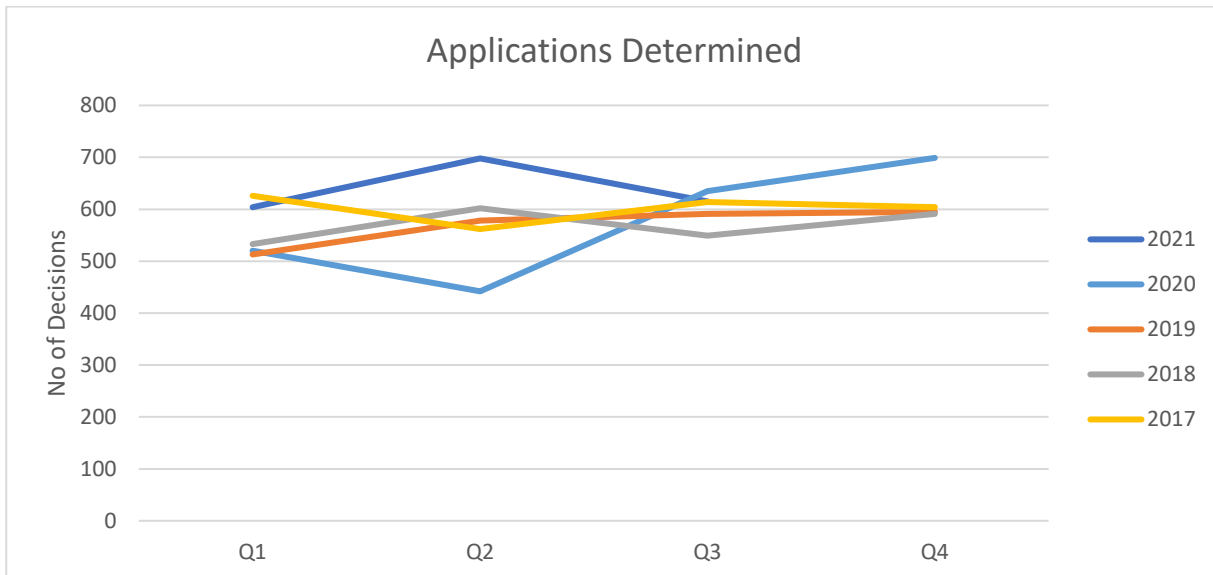


Geraldine LeCointe, Head of Development Management
Email: geraldine.lecointe@stroud.gov.uk

Table 2: Planning Applications – Determined

Development Management		2021		2020		2019		2018		2017	
		No	% in time	No	% in time	No	% in time	No	% in time	No	% in time
No of applications determined per quarter (Excludes Pre-applications)	Q1	604	93%	520	85%	513	88%	533	87%	626	91%
	Q2	698	91%	442	89%	578	86%	602	89%	562	88%
	Q3	615*	90%	635	95%	591	84%	549	84%	614	84%
	Q4			699	94%	595	88%	591	85%	604	86%
	Total & Average % for Year	1917*	91%	2296	91%	2277	87%	2275	86%	2406	87%

* Figure up to 24.09.2021



Geraldine LeCointe, Head of Development Mangement
Email: geraldine.lecointe@stroud.gov.uk

Planning Applications - Covid period comparisons

Table 3: Planning Applications received – Covid period

Applications received – Covid period				
COVID Pandemic - comparison	2020/21	2019/20	2018/19	2017/18
No of applications received in the period between 23rd March to 24 th Sept following year e.g. 23 rd March 20 – 24 th Sept 21 (Excludes Pre-applications)	4415	4063	4086	4202

Table 4: Planning Applications determined - Covid period

Applications determined - Covid period				
COVID Pandemic - comparison	2020/21	2019/20	2018/19	2017/18
No of applications determined between (23rd March to 24 th Sept following year) (Excludes Pre-applications)	3738 of which 92% in time	3348 of which 88% in time	3480 of which 86% in time	3557 of which 86% in time

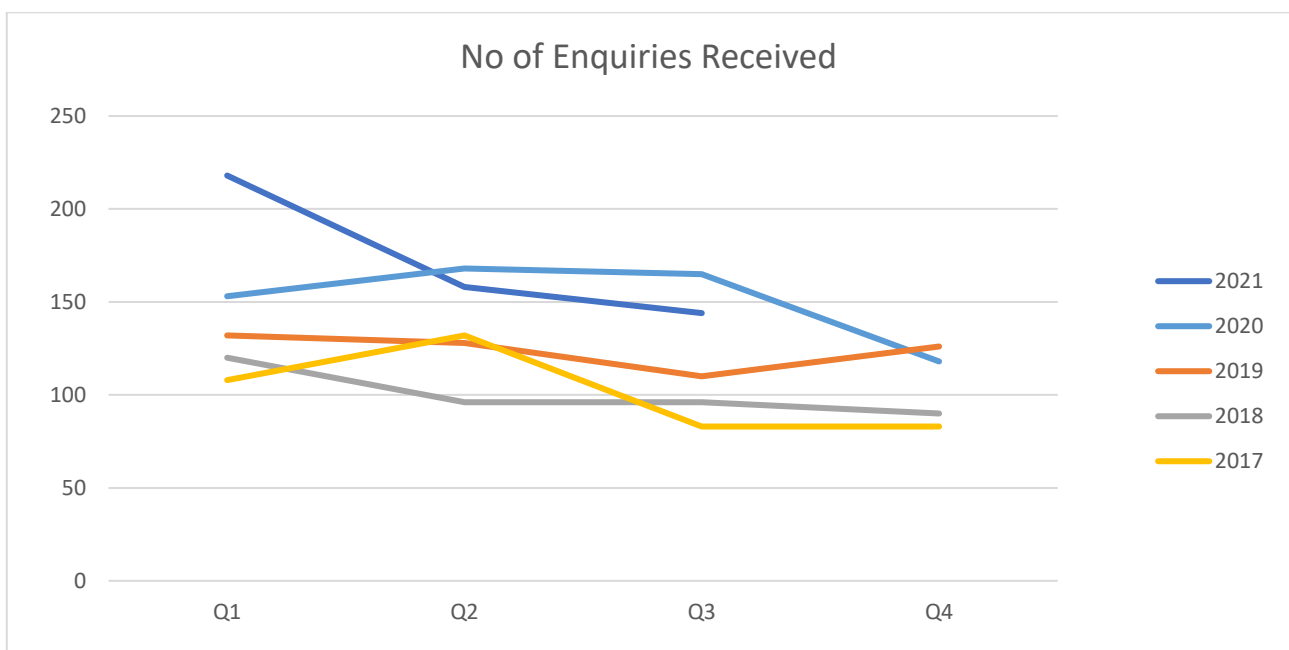
Geraldine LeCointe, Head of Development Mangement
Email: geraldine.lecointe@stroud.gov.uk

Enforcement Statistics

Table 5: Enforcement Enquiries – Received

Enforcement	2021		2020		2019		2018		2017	
No of enquiries received per quarter (Excludes compliance, No action & solicitor/estate agent queries)	Q1	218	Q1	153	Q1	132	Q1	120	Q1	108
	Q2	158	Q2	168	Q2	128	Q2	96	Q2	132
	Q3	144*	Q3	165	Q3	110	Q3	96	Q3	83
	Q4		Q4	118	Q4	126	Q4	90	Q4	83
	Total	520*	Total	604	Total	496	Total	402	Total	406
Annual Percentage Increase/Decrease on previous year			↑ 22%			↑ 23%	↓ 1%		↑ 7%	

* Figure up to 24.09.2021

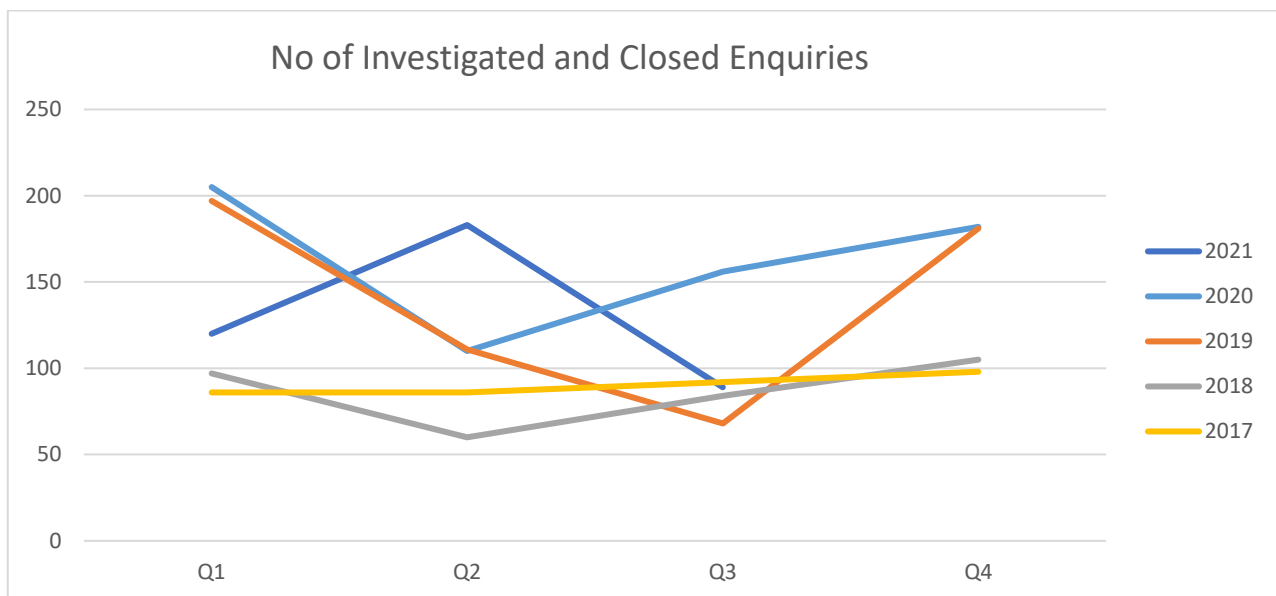


Geraldine LeCointe, Head of Development Mangement
Email: geraldine.lecointe@stroud.gov.uk

Table 6: Enforcement Enquiries – Investigated and closed

Enforcement	2021		2020		2019		2018		2017	
No of enquiries resolved/closed per quarter (Excludes compliance/No action & solicitor/estate agent queries)	Q1	120	Q1	205	Q1	197	Q1	97	Q1	86
	Q2	183	Q2	110	Q2	111	Q2	60	Q2	86
	Q3	89*	Q3	156	Q3	68	Q3	84	Q3	92
	Q4		Q4	182	Q4	181	Q4	105	Q4	98
	Total	392*	Total	653	Total	557	Total	346	Total	362

* Figure up to 24.09.2021



Geraldine LeCointe, Head of Development Mangement
Email: geraldine.lecointe@stroud.gov.uk

Enforcement Enquiries - Covid period comparisons

Table 7: Enforcement Enquiries received - Covid period

Enforcement Enquiries received - Covid period				
COVID Pandemic - comparison	2020/21	2019/20	2018/19	2017/18
No of enquiries received between (23rd March to 24th Sept following year) (Excludes compliance, No action & solicitor/estate agent queries)	982	859	657	617

Table 8: Enforcement Enquiries investigated and closed - Covid period

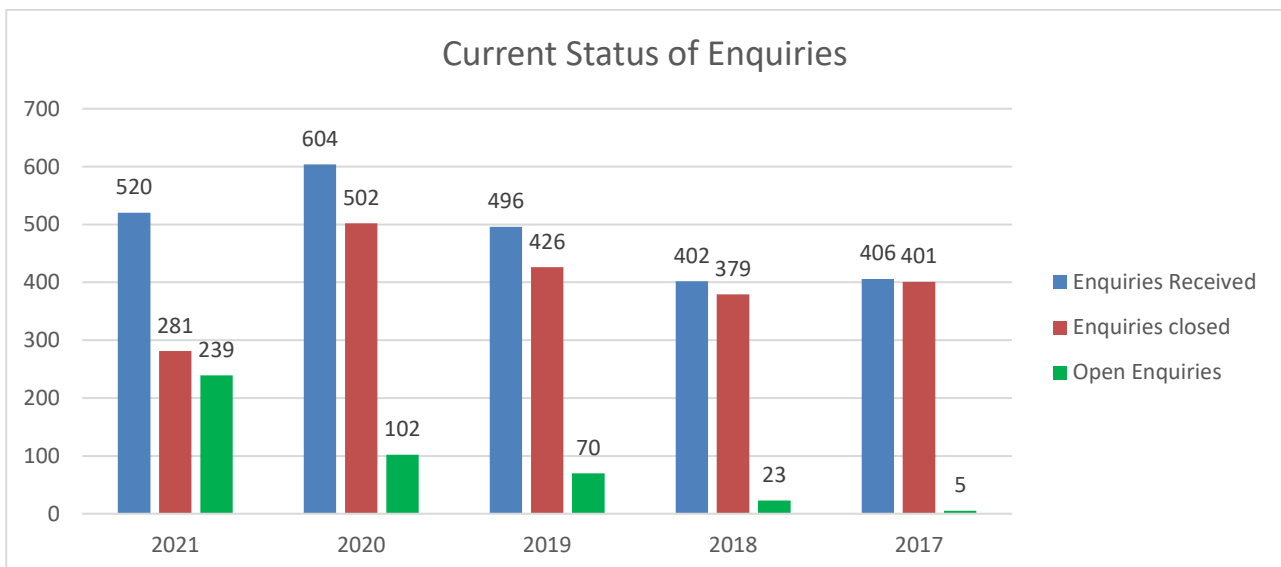
Enforcement Enquiries investigated and closed - Covid period				
COVID Pandemic - comparison	2020/21	2019/20	2018/19	2017/18
No of enquiries closed between (23rd March to 24th Sept following year) (Excludes compliance, No action & solicitor/estate agent queries)	853	828	626	523

Geraldine LeCointe, Head of Development Mangement
Email: geraldine.lecointe@stroud.gov.uk

Table 9: Enforcement Enquiries – Summary of Enquiries Received/Closed

(Excludes compliance, No action & solicitor/estate agent queries)	2021	2020	2019	2018	2017
Enquiries Received	520*	604	496	402	406
Of these the number closed in the same year	281* 54%*	393 64%	323 65%	262 66%	262 65%
Of those closed above the average working days taken to resolve	26*	26	34	42	34
No of Open Enquiries at the end of the year	239* 46%*	219 36%	171 35%	137 34%	144 35%
No of Enquiries currently open as of 24.09.2021	239*	102*	70*	23*	5*

* Figures based on records up to 24.09.2021



Geraldine LeCointe, Head of Development Mangement
Email: geraldine.lecointe@stroud.gov.uk

Table 10: Enforcement/Breach of Condition Notices – Served

Notice Type	2021	2020	2019	2018	2017
No of Enforcement notices	4*	4	2	4	2
No of Breach of Condition notices	0*	0	0	0	0

* Figures up to 24.09.2021

Breakdown of Enforcement/Breach of Condition Notices Issued in 2021/2020				
Case Reference	Address	Notice Type	Date issued	Compliance Date
S.20/0680/UNBWK	New house at Site of Former Verona Cottage Sticky Lane Hardwicke	Enforcement Notice	23.09.2021	29.07.2022 (subject to no appeal)
S.19/0074/UNBWK	Land Opposite New Inn Waterley Bottom North Nibley	Enforcement Notice	03.03.2021	21.04.22 (appeal dismissed)
S.21/0033/UENG	Horizons Main Road Whiteshill	Enforcement Notice	25.02.2021	29.06.21
S.19/0184/UNBWK	The Wad Damery Lane Berkeley	Enforcement Notice	16.02.2021	05.04.22 (appeal dismissed)
S.19/0517/BRCON	Crown Inn, High Street, Minchinhampton	Listed Building Enforcement Notice	19.08.2020	Notice complied with
S.19/0074/UNBWK	Land Opposite New Inn, Waterley Bottom, North Nibley	Enforcement Notice	21.02.2020	Notice nullified at appeal
S.19/0332/UENG	Lot 1 & 2 Waterley Bottom, North Nibley	Enforcement Notice	14.02.2020	Appeal against notice dismissed. 26 th December 2020
S.14/0453/UNLB	Delacy Cottage, The Street, Frampton On Severn	Listed Building Enforcement Notice	14.02.2020	4 th May 2022

Geraldine LeCointe, Head of Development Mangement
 Email: geraldine.lecointe@stroud.gov.uk